
2025

2026-006

2026 3

2025

)

(

"

"

"

"

10

3

0

10


0

2025

2025 1 1 2025 12 31

PCS





{ *€p0 t€•%,,Q2f' U %ā1''' Q2,, Qb^ō " ° 6 x P Vd1 5•0 ¼

1

2

2025

2024

2023

1 --

支付服务

1

嘉联支付

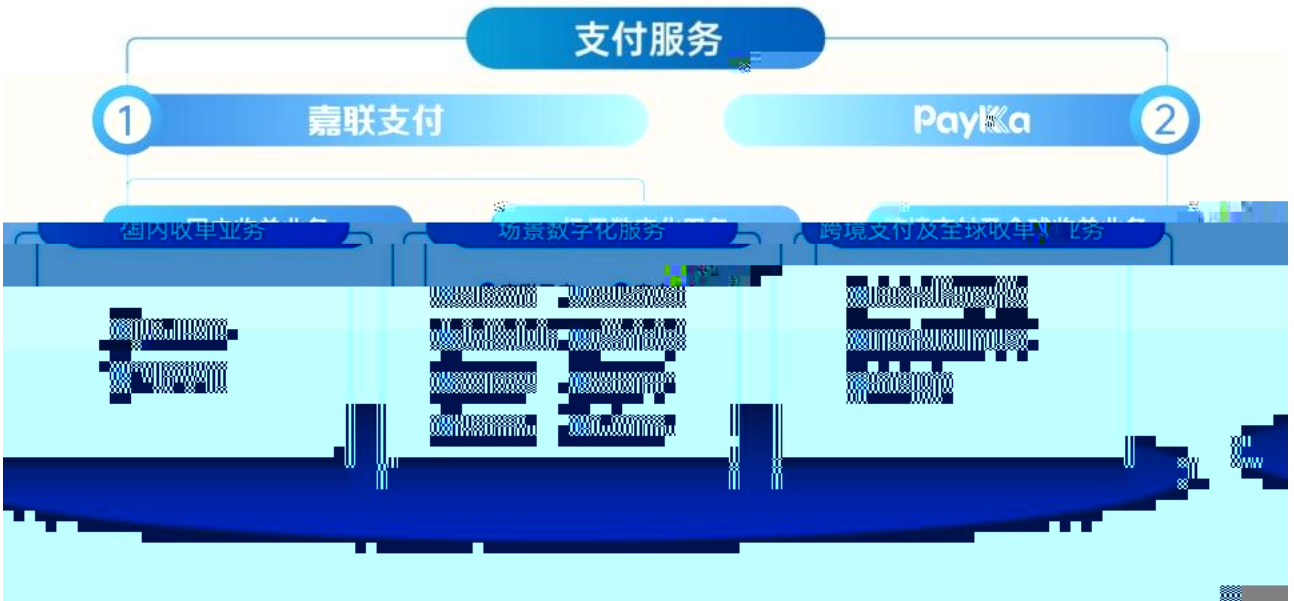
Payka

2

国内收单业务

场景数字化服务

跨境支付及全球收单业务





" " " " " "



||

" "

1

"

"

"

"



" "

	1. 56	3. 91				
	2, 030, 439, 38	1, 435, 210, 96	29. 32%	- 9. 21%	5. 69%	- 9. 96%
	6. 57	4. 40				
	1, 149, 459, 04	652, 183, 834.	43. 26%	26. 14%	27. 14%	- 0. 45%
	2. 24	30				
	1, 143, 470, 55	671, 613, 142.				
	5. 05	02				

6

7

8

	714, 859, 607. 72
	22. 48%
	0. 00%

5

1		257, 850, 971. 71	8. 11%
2		178, 072, 645. 57	5. 60%
3		105, 240, 100. 89	3. 31%
4		102, 971, 476. 55	3. 24%
5		70, 724, 413. 00	2. 22%
	--	714, 859, 607. 72	22. 48%

	295, 520, 537. 51
	13. 24%
	0. 00%

5

1		84, 643, 090. 48	3. 79%
2		63, 929, 690. 49	2. 86%
3		60, 651, 271. 87	2. 72%
4		44, 410, 511. 57	1. 99%
5		41, 885, 973. 10	1. 88%
	--	295, 520, 537. 51	13. 24%

10%

3

	2025	2024		
	151, 118, 101. 34	204, 739, 158. 10	- 26. 19%	
	235, 249, 789. 82	230, 526, 383. 29	2. 05%	
	- 18, 451, 295. 67	- 55, 524, 840. 93	66. 77%	
	286, 790, 299. 17	276, 645, 931. 45	3. 67%	

4



PCS

PCS

PayKka				
PayKka	KYC KYT		KYC/KYT	

	2025	2024	
	545	563	- 3. 20%
	39. 15%	35. 84%	3. 31%
	452	462	- 2. 16%
	46	37	24. 32%
30	179	192	- 6. 77%
30-40	302	312	- 3. 21%
40	64	59	8. 47%

	2025	2024	2023
	286, 790, 299. 17	276, 645, 931. 45	276, 446, 654. 96
	9. 02%	8. 79%	7. 27%
	0. 00	0. 00	0. 00
	0. 00%	0. 00%	0. 00%
2	0. 00%	0. 00%	0. 00%



	0.00	0.00	0.00		0.00	0.00		0.00
--	------	------	------	--	------	------	--	------

3

1

1

92,381,496.22	281,300.00	32,740.92%

2

3

				1,848,496.22	1,848,496.22						2024 11 27	2024 11 27
												www .cni n f.o.co

--	--	--

"

"



n

NPJ...18 NPJ...8

02

" "

" "

" "

Г

2025 04 11					2024	2025 4 11 2025 4 11
2025 11 20						2025 11 20 2025 11 20

"

"

"

"



2 ---

2 ---

9

3

2025

9

12

2025

H

2 ---


1




	2023	2026			
44	05 24	05 24	20,00 0		20,00 0
	2020	2026			
60	05 07	05 24	0		0
	2020	2026			
57	05 07	05 24	0		0
	2023	2026			
54	05 24	05 24	0		0
	2025	2026			
32	06 17	05 24	0		0
	2020	2026			
38	10 28	05 24	100,0 00	0 0	100,0 00

2 2 2 2 2
2

052





			1997 04 15		
			2018 03 02		
			2016 06 08		
			1997 04 15		
			2009 01 01		
			2017 10 26		
			2020 12 24		
			2023 09 15	2026 09 14	
			2022 12 05	2028 12 13	
			1998 01 01		
			2019 06 02	2021 06 30	



59	303.41
55	0
56	123.85
48	476.6
44	481.73
60	12.5
57	12.5
54	12.5

	3	3	0	0	0		1
--	---	---	---	---	---	--	---

2

3

		5	2025 03 18	2024 2024 2025 2024 2024 ()		2024	

2025

2024

2025

2024

2024

2025

2025 04
18

			2025 08 22	H			
			2025 10 22	2025 2025		2025 2025	
		6	2025 03 18	2024			
			2025 04 18	2022			

			2025 10 22	2025		2025	
		1	2025 08 22				
		1	2025 08 22	H		H	

				H			
--	--	--	--	---	--	--	--

1

	106
	1, 286
	1, 392
	1, 392
	5
	302
	217
	545
	41
39	
248	
1, 392	

3

2025 306 508 4,149 11,665.71 2025

4

	783,276.14
	22,091,854.15

2024 2025 3 28 2024 2025 2025 6 17 2024

10

2

"

"

2025 8 26

2025

2025

10

3

"

"



еоб

10	0
10	3
10	0
	567, 299, 123
	170, 189, 736. 90
	0. 00

2022		
2022		2025 4 24 2022 2025- 018
2025		
2025	2024	2025 5 28 2025 2025
2025		2025 6 19 2025 2025- 034
2025	/	2025 6 27 2025 2025- 036
2025		2025 8 27 2025 2025-049
2025		2025 10 28 2025 2025-058

					/		/					/	

		100,0 00	300,0 00	100,0 00	100,0 00	13,9	300,0 00						
		50,00 0	200,0 00	50,00 0	0		200,0 00						
		250,0 00	200,0 00	250,0 00	0		200,0 00						
		50,00 0	200,0 00	50,00 0	0		200,0 00						
		50,00 0	200,0 00	50,00 0	0		200,0 00						
		50,00 0	200,0 00	50,00 0	7,500	13,9	200,0 00						
		0	200,0 00	0	0		200,0 00						
		0	200,0 00	0	0		200,0 00						
	--	550,0 00	1,700 ,000	550,0 00	107,5 00	--	1,700 ,000	--	0	0	0	--	0

2





1



2026 03 28

2025

12

	0
	0
	0
	0

2

2025 12 31	
	2026 03 28
	2026 3 28 www.cninfo.com.cn 2025

2026

2026 3 28

2025

ESG

1



			" ()	2010 09 30	2010 9 30 9999 12 31	
			5% "	2010 09 30	2010 9 30 9999 12 31	
			"	2010 09 30	2010 9 30 9999 12 31	

			"			
			25%	2010 09 30	2010 9 30 9999 12 31	

2

3

"

"

"

"

3

2

1

Astrobit Technology Inc	

2

	140
	2
	1

() 2025

140 ,

105

35

()			()	()	()		
	2,162.45						
	1,287.08						

1

2

3

4

5

6

7

1

1

2

3

2




	2025 03 29	120,000	2025 09 09	10,000				2025 9 9	
								2026 6 6	
	2025 03 29	120,000	2025 11 12	9,000				2025 11 12	
								2026 11 11	
	2025 03 29	160,000	2024 07 26	10,000				2024 7 26	
								2025 6 4	
	2025 03 29	160,000	2024 07 26	10,000				2024 7 26	
								2025 7 5	
	2025 03 29	160,000	2024 07 26	13,000				2024 7 26	
								2025 7 14	
	2025 03 29	160,000	2024 07 29	15,000				2024 7 29	
								2025 7 29	
	2025 03 29	160,000	2024 10 29	8,000				2024 10 29	
								2025 8 25	
	2025 03 29	160,000	2025 02 14	5,000				2025 2 14	
								2026 2 13	
	2025 03 29	160,000	2025 02 14	20,000				2025 2 14	
								2025 12 2	
	2025 03 29	160,000	2025 02 14	15,000				2025 2 14	

B3		B4	
8 A1+B1+C1	450,000	A2+B2+C2	291,000
A3+B3+C3	450,000	A4+B4+C4	135,000
A4+B4+C4			30.66%
8 D			0
	70% E		91,000
	50% F		0
	D+E+F		91,000

3

1



2025 8 26

H

H

2025

2025 11 25

"

"

H

"

"

24 08 09 20 22 24 26 28 30 31 | C | •

2024 11 27

"

"

12

6

i

	566,868,623	100.00%	430,500			0	430,500	567,299,123	100.00%

1 2022 430,500 430,500

2 80,625 2025 6 17 3,375 75% 4,500 3,375

3,375 84,000 346,500 430,500

2022 2022

2023 4 26 2022 2022

74 12,500,000

15 / 2023 4 28 2022 2022

2023-019 2022

2024 3 27 2022 2022

64 10,270,000

14.77 / 2024 3 28 2022 2022

2024-014

" " "

2

	103,460,240			103,460,240		75%

	27,359,104			27,359,104		75%
	1,208,958			1,208,958		75%
	590,214	75,000		665,214		75%
	305,799			305,799		75%
	37,500			37,500	2025 6 17	75% 6
	15,000			15,000		75%
	1,875	5,625		7,500		75%
	75,000			75,000		75%
	0	3,375		3,375	2025 6 17	75% 6

	133,053,690	84,000	0	133,137,690	--	--
--	-------------	--------	---	-------------	----	----

1

2

2022


430,500

430,500

3



	0.82%	4,672,258	- 2,274,696	0	4,672,258	0
	0.67%	3,807,464	- 317,194	0	3,807,464	0
1000	0.64%	3,639,111	395,600	0	3,639,111	0
	0.53%	3,000,000	3,000,000	0	3,000,000	0
	0.53%	2,994,952	565,800	0	2,994,952	0



5, 728, 549

5, 728, 549

4, 672, 258

4, 672, 258

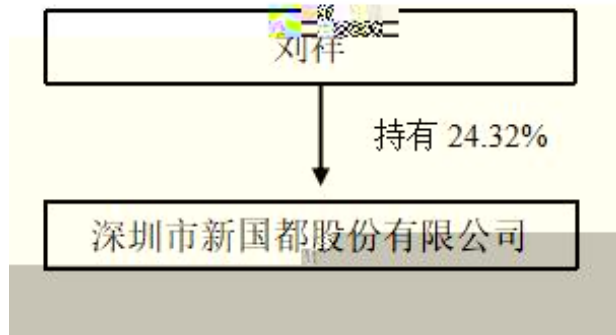
3, 807, 464

3, 807, 464

1000

3

10	2025 12 31		3.82%



4

80%

5

10%

6





	2026 03 27
	260000113

1.

2

()

1.

37

60 2025

3,179,898,428.81

1,142,496,929.84

1,964,119,031.56

97.70%

2

1

2

IT

()

1.

30

27

2025 12 31

558,245,670.86 È

E- ö NCÄ

2025.12.31-ig v. ÖKv

1

2

3

4

5

6

2025 12 31

	3, 150, 188, 130. 38	4, 012, 761, 018. 86
	0. 00	0. 00
	0. 00	0. 00
	967, 830, 627. 29	0. 00
	0. 00	0. 00
	0. 00	0. 00
	277, 312, 193. 95	297, 921, 844. 58
	0. 00	0. 00
	51, 041, 487. 26	23, 694, 429. 30
	0. 00	0. 00
	0. 00	0. 00
	0. 00	0. 00
	65, 331, 712. 30	42, 225, 049. 96
	0. 00	0. 00
	148, 284, 940. 97	99, 428, 622. 79
	0. 00	0. 00
	0. 00	0. 00

	1, 848, 496. 22	0. 00
	0. 00	0. 00
	0. 00	0. 00
	38, 027, 601. 13	69, 135, 350. 12
	38, 377, 174. 57	6, 265, 539. 41
	0. 00	0. 00
	0. 00	0. 00
	0. 00	0. 00
	558, 245, 670. 86	573, 208, 842. 34
	11, 573, 379. 31	16, 065, 015. 85
	62, 452, 177. 98	71, 832, 993. 77
	121, 996, 260. 16	45, 305, 496. 72
	1, 199, 782, 084. 06	1, 076, 389, 227. 53
	6, 146, 906, 105. 48	5, 691, 137, 889. 20
	54, 798, 210. 00	58, 576, 000. 00
	0. 00	0. 00
	0. 00	0. 00
	0. 00	0. 00
	0. 00	0. 00
	95, 744, 367. 14	103, 115, 674. 44
	529, 645, 162. 43	422, 745, 348. 15
	0. 00	0. 00
	150, 635, 085. 68	98, 179, 603. 44
	0. 00	0. 00
	0. 00	0. 00
	0. 00	0. 00
	0. 00	0. 00
	144, 084, 084. 32	123, 767, 133. 63
	36, 215, 800. 54	23, 205, 655. 38
	623, 085, 398. 99	545, 634, 806. 01
	0. 00	0. 00
	0. 00	0. 00
	0. 00	0. 00
	26, 464, 903. 84	30, 390, 442. 23
	2, 274, 002. 23	3, 311, 889. 52
	1, 662, 947, 015. 17	1, 408, 926, 552. 80
	0. 00	0. 00
	0. 00	0. 00



0.00	0.00
0.00	0.00
0.00	0.00
13,467,061.93	41,248,357.30
0.00	0.00
0.00	0.00
51,679,095.00	

	0.00	0.00
	0.00	0.00
	0.00	0.00
	43,581,718.27	79.27
	2,637,637,294.63	2,414,387,512.43
	0.00	0.00
	0.00	0.00
	11,597,520.00	11,145,918.82
	1,330,254,901.99	1,791,827,517.24
	120,606,600.00	87,682,653.71
	37,257,700.00	20,612,500.00
	0.00	0.00
	14,763,761.26	15,369,167.55
	0.00	0.00
	0.00	0.00
	0.00	0.00
	4,681,474.26	7,889,824.26
	523,325.03	790,769.12
	0.00	0.00
	0.00	0.00
	0.00	0.00
	0.00	0.00
	1,910,900.37	2,047,393.29
	1,170,368.56	1,972,456.11
	321,000.00	321,000.00
	1,523,087,551.47	1,939,659,200.10
	4,160,724,846.10	4,354,046,712.53
	0.00	0.00
	0.00	0.00
	0.00	0.00
	0.00	0.00
	51,885.80	775,243.74
	0.00	0.00
	655,322.90	655,322.90
	7,455,594.60	6,648,093.60
	10,162,010.79	5,445,209.06
	695,664,947.80	881,548,508.16
	0.00	0.00




3, 302, 865. 46

85, 191. 98

3, 221, 852. 56

85, 191. 98




0.00



0.00

0.00

0.00



0.00

	- 5, 117, 353. 71	0. 00
1.	0. 00	0. 00
2	0. 00	0. 00
3	- 5, 117, 353. 71	0. 00
4.	0. 00	0. 00
5.	0. 00	0. 00
	- 1, 472, 046. 82	416, 512. 42
1.	0. 00	0. 00
2	0. 00	0. 00
3	0. 00	0. 00
4.	0. 00	0. 00
5.	0. 00	0. 00
6	- 1, 472, 046. 82	416, 512. 42
7.	0. 00	0. 00
	0. 00	0. 00
	459, 372, 259. 13	231, 874, 112. 58
	462, 225, 370. 40	234, 624, 058. 91
	- 2, 853, 111. 27	- 2, 749, 946. 33
	0. 83	0. 42
	0. 83	0. 42

4

	2025	2024
	242, 692, 108. 50	80, 986, 106. 30
	347, 286. 60	347, 286. 60
	1, 840, 514. 50	965, 564. 73
	3, 872, 463. 30	1, 533, 265. 00
	60, 179, 287. 42	58, 707, 707. 52
	9, 337, 838. 13	12, 286, 751. 29
	- 4, 758, 281. 39	- 14, 748, 092. 70
	734, 557. 54	163, 417. 80
	8, 376, 375. 71	15, 836, 148. 27
	2, 444, 584. 19	3, 521, 611. 98
" "	72, 996, 234. 16	497, 641, 979. 77
	5, 092, 231. 89	3, 335, 883. 22


5

	2025	2024
	3, 889, 916, 527. 71	3, 744, 090, 555. 16
	0. 00	0. 00
	0. 00	0. 00
	0. 00	0. 00
	0. 00	0. 00
	0. 00	0. 00
	0. 00	0. 00
	0. 00	0. 00
	0. 00	0. 00

24, 0



0.00	0.00
5,983,950.00	145,224,670.48
0.00	0.00
283,649,561.50	488,302,658.01
22,172,984.22	4,419,457.94
305,822,545.72	492,722,115.95



							-				468,		462,	-	459,
0.00	0.00	0.00	0.00	0.00	0.00	6,58	9,40	0.00	0.00	0.00	814,	0.00	225,	2,85	372,
						0.53					770.		370.	3,11	259.
											93		40	1.27	13

, 40



0.00	0.00	0.00	0.00	0.00	0.00	416,512.42	0.00	0.00	0.00	234,207,546.49	0.00	234,624,058.91	-2,749,946.33	231,874,112.58
------	------	------	------	------	------	------------	------	------	------	----------------	------	----------------	---------------	----------------

10,359,624.00	0.00	0.00	0.00	135,024,727.92	0.00	0.00	0.00	0.00	0.00	0.00	0.00	145,384,351.92	290,
---------------	------	------	------	----------------	------	------	------	------	------	------	------	----------------	------

1	0.00	0.00	0.00	0.00	0.00	0.00	0.00	0.00	0.00	0.00	0.00	0.00	0.00	0.00	0.00
2	0.00	0.00	0.00	0.00	0.00	0.00	0.00	0.00	0.00	0.00	0.00	0.00	0.00	0.00	0.00
	0.00	0.00	0.00	0.00	0.00	0.00	0.00	0.00	0.00	0.00	0.00	0.00	0.00	148.43	148.43
	566,868,623.00	0.00	0.00	0.00	2,176,223,733.54	0.00	18,465,583.96	0.00	177,061,037.26	0.00	1,258,769,157.43	0.00	4,197,388,135.19	-2,574,565.65	4,194,813,569.54

8

	2025											
	566,868,623.00	0.00	0.00	0.00	2,185,134,841.13	0.00	17,682,652.71	0.00	179,268,240.16	492,729,576.51	0.00	3,441,683,933.51
	0.00	0.00	0.00	0.00	0.00	0.00	0.00	0.00	0.00	0.00	0.00	0.00
	0.00	0.00	0.00	0.00	0.00	0.00	0.00	0.00	0.00	0.00	0.00	0.00
	0.00	0.00	0.00	0.00	0.00	0.00	0.00	0.00	0.00	0.00	0.00	0.00
	566,868,623.00	0.00	0.00	0.00	2,185,134,841.13	0.00	17,682,652.71	0.00	179,268,240.16	492,729,576.51	0.00	3,441,683,933.51
"	430,500.00	0.00	0.00	0.00	32,819,690.88	0.00	5,117,353.71	0.00	24,767,414.84	60,742,827.93	0.00	7,842,575.92


0.00	0.00	0.00	0.00	0.00	0.00	5,117,353.71	0.00	0.00	247,674,148.41	0.00	242,556,794.70
430,500.00	0.00	0.00	0.00	32,819,690.88	0.00	0.00	0.00	0.00	0.00	0.00	33,250,190.88
430,500.00	0.00	0.00	0.00	5,553,450.00	0.00	0.00	0.00	0.00	0.00	0.00	5,983,950.00
m ³	ê										

цц
цц

03 д

бассе

8
10056



. 00				7. 92								1. 92
10, 35				134, 8								145, 2
9, 624	0. 00	0. 00	0. 00	65, 04	0. 00	0. 00	0. 00	0. 00	0. 00	0. 00	0. 00	24, 67
. 00				6. 48								0. 48
0. 00	0. 00	0. 00	0. 00	0. 00	0. 00	0. 00	0. 00	0. 00	0. 00	0. 00	0. 00	0. 00
0. 00	0. 00	0. 00	0. 00	159, 6	0. 00	0. 00	0. 00	0. 00	0. 00	0. 00	0. 00	159, 6
				81. 44								81. 44
0. 00	0. 00	0. 00	0. 00	0. 00	0. 00	0. 00	0. 00	0. 00	0. 00	0. 00	0. 00	0. 00
0. 00	0. 00	0. 00	0. 00	0. 00	0. 00	0. 00	0. 00	44, 48	-			-
								4, 295	532, 7	0. 00		488, 3
								. 49	86, 95			- 95
									3. 50			

2	0.00	0.00	0.00	0.00	0.00	0.00	0.00	0.00	0.00	0.00	0.00	0.00
3	0.00	0.00	0.00	0.00	0.00	0.00	0.00	0.00	0.00	0.00	0.00	0.00
4	0.00	0.00	0.00	0.00	0.00	0.00	0.00	0.00	0.00	0.00	0.00	0.00
5	0.00	0.00	0.00	0.00	0.00	0.00	0.00	0.00	0.00	0.00	0.00	0.00
6	0.00	0.00	0.00	0.00	0.00	0.00	0.00	0.00	0.00	0.00	0.00	0.00
	0.00	0.00	0.00	0.00	0.00	0.00	0.00	0.00	0.00	0.00	0.00	0.00
1	0.00	0.00	0.00	0.00	0.00	0.00	0.00	0.00	0.00	0.00	0.00	0.00
2	0.00	0.00	0.00	0.00	0.00	0.00	0.00	0.00	0.00	0.00	0.00	0.00
	0.00	0.00	0.00	0.00	-	0.00	0.00	0.00	0.00	0.00	0.00	-
	0.00	0.00	0.00	0.00	346,4	0.00	0.00	0.00	0.00	0.00	0.00	346,4
	0.00	0.00	0.00	0.00	10.05	0.00	0.00	0.00	0.00	0.00	0.00	10.05
	566,8				2,185		17,68		179,2	492,7		3,441
	68,62	0.00	0.00	0.00	,134	0.00	2,652	0.00	68,24	29,57	0.00	,683
	3.00				841.1		.71		0.16	6.51		933.5
					3							1

1

" " " "

2001 7 31

2008 4 8

2008 3

2008 4 8

15 ---

2023

2

12

1

2

1 1 12 31

3

12

4

5

/	0.5%
1	0.5%
1 /	0.5%
	10%
	()
10%	
	10%

6

1

1

2

3

4

2

3

4

5

6

2

3

1

- B.
- C.
- D.

3) AÔ5

ò'ÀÔ) -; 5 €Ct \ - X Å 4MÍ { AÔÑ45 €Ct \ -

4

8

4

5

9

10

1

()

2

"

"

11

()

()

1

1

2

3

1

1

2

2

1

2

3

1

3

1

1

2

1

2

5

1

12

2

3

12

1

1

2

3

4

4

4

7

1

2

12

6

	%
1	500
1 2	2000
2 3	5000
3	10000

	%
1	5.00
1 2	20.00
2 3	50.00
3	100.00

16

()

6.

17

1

1

2

2

1

2

3

4

1

2

3

3

18

1

1

2

2

19

6

20

21

6

22

1



Q123456789



24

1

1

1

2

2

1

2

()

14 --

2017

1 --

3

4

g

2

		40	5	2.375
		5	5	19.00
		5	5	19.00
POS		3	5	31.67
		5	5	19.00

25

26

1

1

2

3

2



3

3

4

1

1

2

2

3

1

	5	
	50	

2

2

1.

2

1

2

3

4

5

30

2

3

4

34

1

2

3

36

37

2

1

2

POS

38

1

1

2

3

2

3

4

39

1

2

41

1

1

2

1

2

3

3

1

12

2

2

1

1

2

3

4

5

1

2

3

2

0%0
0%0

43


1

2

3 2025

44

1



0%0
0%0

	25%
Deepart Limited	16.50%
	15%
	25%
	16.50%
	12.5%
	12.5%
	25%
Hong Kong ProC Limited	16.5%
	20%
PROC SINGAPORE PTE. LTD.	17%
	25%
	25%
	25%
Astrobit Technology Inc	29.7%
	20%

2017 24 15
 2025 15%
 GR202444206967 2024 12 26 2027
 12 25 2009 203 2016 32 2016 195
 2017 24 15
 2025 15%
 GR202444205042 2024 12
 26 2027 12 25 2009 203 2016 32 2016
 195 2017 24 15
 2025 15%
 2020 45 2025
 12.5%
 2025 GR202544201758 2025 12 25
 2028 12 24
 2020 45 2025
 12.5%
 2025 GR202544203819 2025 12 25
 2028 12 24
 2020 45 2025
 12.5%
 ()
 2023 12) 25% , 20%

3

Nexgo,

	967,830,627.29	
	967,830,627.29	
	967,830,627.29	0.00

4

--	--

5

--	--	--

6

--	--

--	--	--	--	--	--

5

1

1 1	257,967,018.89	302,860,621.71
1 2	37,622,552.67	9,640,094.89
2 3	4,290,967.76	4,984,356.23
	20,537,154.61	16,001,853.77
	320,417,693.93	333,486,926.60

2



	320,417,693.93	100.00%	43,105,499.98	13.45%	277,312,193.95	333,486,926.60	100.00%	35,565,082.02	10.66%	297,921,844.58
	320,417,693.93	100.00%	43,105,499.98	13.45%	277,312,193.95	333,486,926.60	100.00%	35,565,082.02	10.66%	297,921,844.58

43,105,499.98

1		257,967,018.89	5.00%
1 2		37,622,552.67	20.00%
2 3		4,290,967.76	50.00%
3		20,537,154.61	100.00%
		320,417,693.93	
		43,105,499.98	

3

	35,565,082.02	8,574,516.79		296,812.17	-737,286.66
	35,565,082.02	8,574,516.79		296,812.17	-737,286.66

4

	296,812.17

--	--	--	--	--	--

5

	24,945,419.66	0.00	24,945,419.66	7.79%	1,554,715.99
	23,118,665.00	0.00	23,118,665.00	7.22%	1,155,933.25
	21,436,859.30	0.00	21,436,859.30	6.69%	1,071,842.97
	18,654,747.77	0.00	18,654,747.77	5.82%	932,737.39
	12,528,836.00	0.00	12,528,836.00	3.91%	626,441.80
	100,684,527.73	0.00	100,684,527.73	31.43%	5,341,671.40

6

1

	0.00		0.00			0.00

2

--	--	--

3

		¥	%
--	--	---	---

4

			/	
--	--	--	---	--

--	--	--	--	--

5

--	--

--	--	--	--	--	--

7

1

	0.00	0.00

2

2025 1 1				
----------	--	--	--	--

3

--	--	--	--	--	--

4

--	--

5

--	--	--

6

--	--

--	--	--	--	--	--

7

8

8

--	--	--

	65, 331, 712.30	42, 225, 049.96
	65, 331, 712.30	42, 225, 049.96

1

1

--	--	--

2

--	--	--	--	--

3


4

--	--	--	--	--

5

--	--

--	--	--	--	--	--

	14, 184, 349. 93	18, 622, 479. 86
	1, 529, 469. 75	1, 637, 255. 58
	58, 165, 512. 41	33, 208, 117. 83
	7, 852, 884. 95	5, 175, 036. 59
	81, 732, 217. 04	58, 642, 889. 86

1	59,108,284.61	2,955,418.24	5.00%
1 2	11,061,511.69	2,212,302.35	20.00%
2 3	659,273.19	329,636.60	50.00%
3	7,338,037.49	7,338,037.49	100.00%
	78,167,106.98	12,835,394.68	

	12	()	()	
2025 1 1				

4



--	--	--	--	--	--

6



10

1



78, 520, 118. 8	22, 073, 874. 1	56, 446, 244. 6	50, 181, 937. 9	25, 670, 611. 6	24, 511, 326. 3
0	5	5	6	1	5

--	--	--	--	--	--	--

4

5

11

--	--	--	--	--	--	--

12

	0.00	0.00

1

2

13

	6,143,525.91	1,831,423.66
	76,344,589.62	99,353,429.60
	13,344,149.06	26,055,202.60
	191,302,664.68	11,304,027.21
		173,613.11
	287,134,929.27	138,717,696.18

14

1

	0.00	3.71		1	9.00			
	33,821,800.00		3,821,800.00		3,821,800.00			
	120,606,600.00	87,682,653.71	3,821,800.00	897,853.71	20,606,599.00			

--	--	--	--	--	--	--	--

--	--	--	--	--	--	--	--

17

1

	5,361,593.32	5,361,593.32		5,387,093.32	5,387,093.32		
	5,361,593.32	5,361,593.32	0.00	5,387,093.32	5,387,093.32	0.00	

2

	12	()	()			

2025	1	1								
------	---	---	--	--	--	--	--	--	--	--

3

--	--	--	--	--	--	--	--

4

--	--	--	--	--	--

--	--	--	--	--	--	--	--

18

	15,70 5,158 .25				- 1,025 ,314 .61						14,67 9,843 .64	
	39,09 5,346	80,89 0,369			5,092 ,231.			3,150 ,000.			41,03 7,578	80,89 0,369

3



4



			5	2	0	1
2	428,639.16	328,515.39	2,398,494.76	1,482,081.33	6,775,101.35	11,412,831.99
1	428,639.16	328,515.39	2,398,494.76	1,482,081.33	6,775,101.35	11,412,831.99
3		199,637.51	2,153,174.84		3,694,770.51	6,047,582.86
1		68,667.22	2,120,755.76		2,312,958.32	4,502,381.30
		130,970.29	32,419.08		13,484.50	176,873.87
					1,368,327.69	1,368,327.69
4	4,417,283.26	1,569,322.42	14,267,618.57	14,003,440.85	46,565,648.24	80,823,313.34
1.				5,840,879.42	101,031.61	5,941,911.03
2						
1						
3				1,151,906.82	18,332.12	1,170,238.94
1				1,151,906.82	18,332.12	1,170,238.94
4				4,688,972.60	82,699.49	4,771,672.09
1.	13,765,971.59	1,366,676.95	3,455,308.31	4,706,226.41	13,939,744.29	37,233,927.55
2.	14,194,610.75	1,429,998.08	6,110,360.74	5,817,234.67	17,187,055.97	44,739,260.21

2

--	--	--	--	--	--

3

--	--

4

	13,765,971.59	

5

6

--	--	--

22

	1,848,496.22	
	1,848,496.22	0.00

1

	1,848,496.22		1,848,496.22			
	1,848,496.22		1,848,496.22			

2

	600,000.00		1,848,496.22			1,848,496.22	0.31%					

	600,000.00		1,848.496.22			1,848.496.22						

3

--	--	--	--	--	--

4

5

23

1

2

3

24

25

1

1.		131, 302, 968. 34	131, 302, 968. 34
2.		6, 872, 249. 25	6, 872, 249. 25
		6, 872, 249. 25	6, 872, 249. 25
3.		34, 499, 257. 42	34, 499, 257. 42
		33, 264, 392. 57	33, 264, 392. 57
		33, 282. 18	33, 282. 18
		1, 201, 582. 67	1, 201, 582. 67
4.		103, 675, 960. 17	103, 675, 960. 17
1.		62, 167, 618. 22	62, 167, 618. 22
2.		29, 111, 970. 35	29, 111, 970. 35
1		29, 111, 970. 35	29, 111, 970. 35
3.		25, 631, 229. 53	25, 631, 229. 53
1		24, 533, 473. 19	24, 533, 473. 19
		46, 371. 55	46, 371. 55
		1, 051, 384. 79	1, 051, 384. 79
4.		65, 648, 359. 04	65, 648, 359. 04
1.			
2.			
1			
3.			
1			
4.			
1.		38, 027, 601. 13	38, 027, 601. 13
2.		69, 135, 350. 12	69, 135, 350. 12

2

26

1

1.				42, 010, 398. 15	42, 010, 398. 15
2.	30, 889, 700. 00			3, 738, 672. 56	34, 628, 372. 56

1	30,889,700.00			3,738,672.56	34,628,372.56
2					
3					
3.				19,745,325.37	19,745,325.37
1				19,745,325.37	19,745,325.37
4.	30,889,700.00			26,003,745.34	56,893,445.34
1.				35,744,858.74	35,744,858.74
2	102,965.66			2,413,771.74	2,516,737.40
1	102,965.66			2,413,771.74	2,516,737.40
3.				19,745,325.37	19,745,325.37
1				19,745,325.37	19,745,325.37
4.	102,965.66			18,413,305.11	18,516,270.77
1.					
2					
1					
3.					
1					
4.					
1.	30,786,734.34			7,590,440.23	38,377,174.57
2				6,265,539.41	6,265,539.41

2

3

--	--	--

4

27

1

--	--	--	--	--

Nexgo, Inc	36,293,613.9			36,293,613.9
	4			4
	433,158,998.			433,158,998.
	49			49
	498,999,154.			498,999,154.
	30			30
	968,451,766.			968,451,766.
	73			73

2015	3,351.19	470	Nexgo, Inc 100.00%
		-2,781,748.69	36,293,613.94
2016	50,000.00		100.00%
			66,841,001.51
433,158,998.49	2023		2025
2018	71,000.00		100.00%
		211,000,845.70	498,999,154.30
		5	5

	2025 12 31		
	(%)	(%)	(%)
Nexgo, Inc 2026 -2030	(2.84)-1.89	57.83-58.08	12.95
2026 -2030	(62.54)-2.71	41.37-41.54	14.05
2026 -2030	0.00-0.40	25.00-26.06	12.04

Nexgo, Inc

4

5

	11, 259, 324. 93	13, 734. 10	3, 609, 761. 18	179, 912. 91	7, 483, 384. 94
	4, 006, 754. 72		267, 117. 00		3, 739, 637. 72
	424, 533. 00	172, 566. 37	429, 326. 51		167, 772. 86
	374, 403. 20	137, 168. 14	328, 987. 55		182, 583. 79
	16, 065, 015. 85	323, 468. 61	4, 635, 192. 24	179, 912. 91	11, 573, 379. 31

29 /

1

	ד' 193' 55 12			
	105, 644, 715. 42	15, 907, 416. 09	107, 519, 811. 00	16, 250, 710. 61
	14, 180, 147. 48	2, 367, 887. 26	1, 741, 063. 20	261, 159. 48
	158, 757, 289. 59	23, 813, 593. 44	241, 495, 710. 89	36, 246, 319. 96
	2, 988, 894. 43	448, 334. 16	1, 769, 314. 70	265, 397. 21
	97, 640, 991. 65	14, 646, 148. 74	59, 745, 995. 91	8, 961, 899. 39
	39, 520, 611. 20	5, 268, 798. 29	100, 100, 374. 57	9, 847, 507. 12
	418, 732, 649. 77	62, 452, 177. 98	480, 458, 270. 27	71, 832, 993. 77

2

	J			
	38, 027, 601. 15	5, 075, 331. 95	69, 080, 157. 72	9, 763, 222, 080

	8, 548, 474. 12	10, 437, 975. 20
	47, 913. 20	402, 587. 93
	450, 308. 86	3, 452, 424. 96
	1, 805, 256. 44	
		940, 000. 00
	10, 851, 952. 62	15, 232, 988. 09

5

--	--	--	--

30

	5, 081, 707. 24		5, 081, 707. 24	3, 215, 385. 60		3, 215, 385. 60
	81, 068, 052. 9 2		81, 068, 052. 9 2	42, 090, 111. 1 2		42, 090, 111. 1 2
	35, 846, 500. 0 0		35, 846, 500. 0 0			
	121, 996, 260. 16		121, 996, 260. 16	45, 305, 496. 7 2		45, 305, 496. 7 2

31

32

1

	54, 798, 210. 00	58, 576, 000. 00
	54, 798, 210. 00	58, 576, 000. 00

--	--	--

5 5
6

3

37

	623,085,398.99	545,634,806.01
	623,085,398.99	545,634,806.01

1

--	--	--

--	--	--

2

--	--	--

1

3

1

	500,106,595.64	233,411,300.72
	62,722,732.16	113,409,785.72
	43,301,638.81	54,644,912.37
	947,697.73	947,697.73
	16,006,734.65	143,221,109.47
	623,085,398.99	545,634,806.01

	1, 004. 61	457, 908. 74	457, 236. 64	1, 676. 71
	12 56	688, 086. 70	688, 031. 26	68. 00
4	5, 341. 00	6, 866, 128. 92	6, 853, 527. 92	17, 942. 00
5	30, 193. 26	346, 647. 42	362, 908. 47	13, 932. 21
	122, 011, 887. 45	445, 397, 776. 86	424, 869, 342. 99	142, 540, 321. 32

3

1	547, 085. 51	21, 133, 998. 44	21, 513, 340. 49	167, 743. 46
2	2, 306. 51	726, 626. 50	725, 446. 33	3, 486. 68
	549, 392. 02	21, 860, 624. 94	22, 238, 786. 82	171, 230. 14

40

		19, 520, 130. 39	11, 725, 830. 30
		9, 553, 860. 64	6, 555, 732. 18
		2, 713, 625. 42	3, 466, 526. 97
		2, 580, 976. 74	843, 073. 77
		1, 843, 365. 57	601, 136. 00
		3, 841. 78	13, 356. 16
		36, 215, 800. 54	23, 205, 655. 38

41

	0. 00	0. 00

42

	26, 464, 903. 84	30, 390, 442. 23
	26, 464, 903. 84	30, 390, 442. 23

43

	2, 274, 002. 23	3, 311, 889. 52
	2, 274, 002. 23	3, 311, 889. 52

44

1

	0. 00	0. 00

45

1

	0. 00	0. 00

2


--	--

--

--

3

4





0

	0.00			0.00
--	------	--	--	------

56

	17,682,652.71	5,117,353.71				5,117,353.71	12,565,299.00
	17,682,652.71	5,117,353.71				5,117,353.71	12,565,299.00
	782,931.25	1,472,046.82				1,472,046.82	689,115.57
	782,931.25	1,472,046.82				1,472,046.82	689,115.57
	18,465,583.96	6,589,400.53				6,589,400.53	11,876,183.43

57

	0.00			0.00
--	------	--	--	------

58

	177,061,037.26	24,767,414.84		201,828,452.10
	177,061,037.26	24,767,414.84		201,828,452.10

	1, 258, 769, 157. 43	1, 557, 348, 564. 44
	1, 258, 769, 157. 43	1, 557, 348, 564. 44
	468, 814, 770. 93	234, 207, 546. 49
	24, 767, 414. 84	44, 484, 295. 49
	283, 649, 561. 50	488, 302, 658. 01
	6, 192, 059. 32	
	1, 412, 974, 892. 70	1, 258, 769, 157. 43

2, 029, 035, 324. 07

2, 232, 493, 908. 65

1, 148, 991, 828. 74

911, 225, 195. 32

63

	89,790,879.37	133,579,451.38
	6,359,396.14	7,774,809.39
	3,655,221.01	5,764,083.22
	7,492,226.40	7,047,886.61
	27,442,424.17	33,609,673.74
	7,866,032.18	2,111,138.12
	3,949,610.11	5,015,008.07
	4,562,311.96	9,837,107.57
	151,118,101.34	204,739,158.10

64

	214,730,950.26	201,986,608.71
	33,317,642.07	33,340,963.18
	16,477,813.61	18,833,867.75
	10,085,809.12	6,595,538.54
	12,178,084.11	15,888,953.27
	286,790,299.17	276,645,931.45

65

	3,040,452.08	2,599,890.05
	58,463,687.91	61,057,762.15
	34,996,096.19	-953,457.32
	8,017.36	1,781,031.95
	1,967,826.61	2,105,456.54
	-18,451,295.67	-55,524,840.93

66

	10,585,498.36	16,728,947.25
	17,412,763.35	6,674,587.02
	30,831.99	92,306.31
	1,565,366.99	3,542,599.51
	29,594,460.69	27,038,440.09

67

	0.00	0.00

68

	2,830,627.29	
	2,830,627.29	0.00

69

	33,771,520.88	37,197,331.25
	9,444.90	-13,218.35
	24,989,110.24	5,717,012.84
	1,252,579.94	448,082.77
	60,022,655.96	43,349,208.51



70

	-11,628,944.52	6,735,149.74
	-11,628,944.52	6,735,149.74

71

	-1,780,970.76	-23,050,450.86

	- 42, 362, 252. 72
	6, 129, 808. 63
	- 10, 349, 742. 77
	14, 539, 033. 68
	- 54, 649, 705. 05
	15, 677, 303. 44
	- 29, 205, 063. 76
/	64, 581. 40
	24, 939, 170. 35

76

56

77

1

--	--	--

	10,117,155,889.99	3,220,000,000.00
	3,419,929.09	0.00
	10,120,575,819.08	3,220,000,000.00

--	--	--

5

78

1

1

465, 961, 659. 66

231, 457, 600. 16

28, 373, 086. 76

140, 810, 240. 67

11, 412, 831. 99

31, 441, 276. 43

29, 111, 970. 35

36, 300, 139. 25

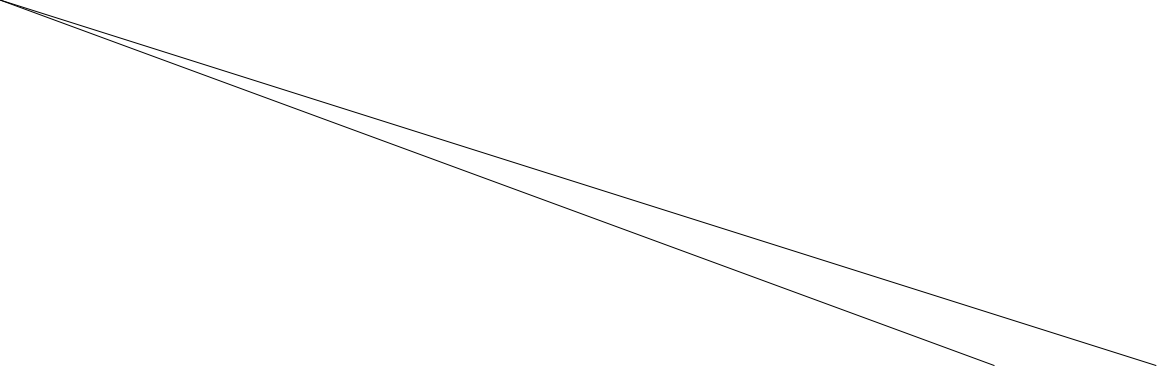
2, 516, 737. 40

2, 980, 407. 86

4, 635, 192. 24

3, 694, 882. 57

" "



575 199 m 738, 999, 975. 03

371, 875, 999. 52



	5, 119, 360. 94	8. 23550	42, 160, 497. 02
	247, 126. 70	9. 43460	2, 331, 541. 57
			5, 407, 130. 81

2

81

1

25

46

	1,652,672.95	2,599,890.05
	3,232,704.65	6,542,590.10
	--	--
	--	--
	--	--
	--	--

2

		70, 088. 52
		70, 088. 52

3

83

	214, 730, 950. 26	201, 986, 608. 71
	33, 317, 642. 07	33, 340, 963. 18
	16, 477, 813. 61	18, 833, 867. 75
	10, 085, 809. 12	6, 595, 538. 54
	12, 178, 084. 11	15, 888, 953. 27
	286, 790, 299. 17	276, 645, 931. 45
	286, 790, 299. 17	276, 645, 931. 45

1

q

4

5

6

2

1

" r m m

	3,650,000.00	100.00%		2025 10 31		9,444.90						

5

Astrobit Technology Inc	

6

1

1

	5000			PCS			
					100.00%		
Nexgo, Inc	100			PCS	100.00%		

Nexgo Global Limited	1000 650 69.30 24000		100.00%
	5000		100.00%
	1000		100.00%
		PCS	
	20000		100.00%
		pos	
	500		100.00%
	1000		

XGD MACAU
LI M I T E D

5

98.00%

5000

100.00%

Deepar t
Li mi ted

100

100.00%

1

				:			
XGD Fi ntech Li mi ted	2300			:		100. 00%	
	1000			:		100. 00%	
	1000			:		100. 00%	
	161. 3965			:		69. 64%	

Hong Kong Pro C Li mi ted	6000					100.00%	
	500			;	100.00%		
Pro C Si ngapore Pte. Ltd.	1000			;		100.00%	

	1000					100.00%	
	1,000					100.00%	
	100					100.00%	

ç é "

Astrobit
Technology
Inc

1

100.00%

" o

|

1000

ö

2

--	--	--	--	--

3

3

1



5

6

--	--	--	--

7

8

4

				/

5

6

1

2

							/
	2,171,902. 63	1,680,000. 00		815,095.00		3,036,807. 63	



GDP

/



2

1



2

3

2 €

3



1

	--	--	--	--
		967,830,627.29		967,830,627.29
			120,606,600.00	120,606,600.00
			37,257,700.00	37,257,700.00
		967,830,627.29	157,864,300.00	1,125,694,927.29
	--	--	--	--

2

1

3

2

1

2

3

4

4

3

1.

1

3

3

IPO

8

9

1

--	--	--	--	--	--

2

(1)

3

3

	28%
	45%
Dual i ty I ntel l i gence L i m i ted	Nexgo G l o b a l L i m i ted 35%

4

	48.50%
Deep Creati on L i m i ted	
	30%
	30%

5

1

/

		444,561.74			4,076,275.73
		1,395,951.33			2,240,668.14
		462,956.26			963,486.25
		10,075.47			
		2,313,544.80			7,280,430.12

/

		1,638,626.46	
		129,056.64	1,704,847.76
			97,955.76
		121,039.63	188,524.54
			37,522.12
			24,371.68
			11,320.75
		1,888,722.73	2,064,542.61

2

/

/

/

/	/	/	/	/	/	/
---	---	---	---	---	---	---

/

/

/	/	/	/	/	/	/
---	---	---	---	---	---	---

/

3

			366,972.50
		70,088.52	705,024.26
		70,088.52	1,071,996.76

						589,056.00	589,056.00	13,258.55	13,726.16		1,086,195.90
						9,522,310.05	5,173,236.00	601,063.48	493,279.83		26,754,218.89
						8,221,449.10	4,468,553.40	519,177.65	426,012.14		23,106,164.60
						18,332,815.15	10,230,845.40	1,133,499.68	933,018.13		50,946,579.39

4

--	--	--	--	--

--	--	--	--	--

1 2025 12 12

755XY251110T000293

2025 11 11 2026 11 10

2025 12 12

755XY251110T00029301

2 2025 12 12

2025 0046

2025 12 12 2027

11 26 2025 12 12

2025

0237

3 2025 9 9

2025 9 9

SZ02

20250010-11

7 2025 2 14

0400000014-2025

0006

2025 2 13

2026

2 13

8 2025 2 14

2025

00015

2025 2 14

2027 1 8

2025 2 14

2025

00015 - 01

9 2025 2 14

BC2024120200002061

2025 2 14

2025 12 2

2025 2 14

ZB7948202500000003

10 2024 7 26

755XY240715T000012

2024 7 15

2025 7

14 2024 7 26

755XY240715T00001201

11 2023 11 29

2023

0024

2023 11 29

2025 10 31

2023 11 29

2023

12 2024 7 29

24019

29 2025 7 29 2024 7 29

24019

13 2024 7 26

SX161924003434

2024 7

2024 7 6

2025 7 5 2024 7 26

BZ161924000540

14 2024 7 26

2024 098-2

2024 7 26

2025 7 25 2024 7 26

2024 098-2-1

15 2024 10 29

SZ02 20240008

2024 7 30 2025

7 30 2024 10 29

SZ02(

)20240008-11

16 2024 10 29

5,000,000.00

2025 9 9

NEXGO GLOBAL LIMITED

50,000,000.00

19 2025 12 12

755XY251110T000296

2025 11 11

2026 11 10 2025 12 12

755XY251110T00029601

,

20 2025 2 14

755XY250116T000014

2025 1 13 2026 1 12 2025 2

14

755XY250116T00001401

21 2025 9 9

2025

000999

ZB7948202500000002

24 2025 12 12

755XY251110T000294

2025 11 12 2026 11 11

2025 12 12

755XY251110T00029401

25 2024 7 26

24020

2024 7 26 2025

7 26 2024 7 26

24020

29 2024 7 26

755XY240715T000159

2024 7 15 2025

7 14 2024 7 26

755XY240715T00015901

30 2024 7 26

755XY240715T000023

2024 7 15 2025

7 14 2024 7 26

755XY240715T00002301

31 2024 4 23

SZ02()20240007

2024 3 28 2025 3 28

2024 4 23

SZ02()20240007-11

5

6

--	--	--	--	--


7

--	--	--	--	--

8

6

1



	19,000,000	475,000,000	430,500	5,983,950			6,150,750
	0	00.00		.00		0	.00
	19,000,000	475,000,000	430,500	5,983,950		442,500.00	6,150,750
	0	00.00		.00		0	.00

	24.5 /	2025 6 19	
		2028 6 18	

2

	Black-Schools
	28,652,154.41
	27,266,240.88

0

2022 3 28

2022 4 19

2021

2022

2022

2022

2022 4 25

2022

2022

2022 4 25

74

2,500

15 /

2023 4 26

2022

2022

2022

74

12,500,000

15 /

2023 5 24

2020 2021 2022

2022

2022

15 /

14.77 /

2023 6 5

2023 8 14

2020 2022

2022

75,000

2022

15,667,534

2023 10 24

2020 2022

2022

1,234,500

2022

12,395,034

2024 3 27

2021 2022

2022


6

	970,500		2022	
	10,601,534			
	2024 5 15			
	2022		2022	
	2024 4 24	2022		
	12,299,966	150,034		
150,034				
	2024 6 6			
	2022			2023
			2022	
		14.77 /	14.10 /	
	2024 8 16			
	2022			
	2022			
	2024 12 18			
	2022			2024
			2022	
		14.10 /	13.90 /	
	2025 4 23			
	2022			

2	2025	6	17	2024	2025
				2025	
			2025		
3	2025	6	19		
			2025		
2025					2025 6 19
	73			1,900	25 /
4	2025	8	26		2025
					2024
				2025	
	25 /		24.8 /		
5	2025	10	27		2025
					2025
				2025	
	24.8 /		24.5 /		
6	2026	3	27		2025
				2025	2
				2	
					340,000
			2025		18,660,000
7	2026	3	27		2025
				2025	
			2025		69
	9,180,000			24.5 /	

6

1



3

4

2026 3 11

Xalgo Inc.

" " " "

m'

'e"9i2,, '©

'e"j' p0E'©

€ 9i . €Qλ - - 0i . 0p0 0,,•



2


3

1

2

4

5



	213, 503, 993. 09	98, 064, 365. 93
--	-------------------	------------------

2



213, 503, 993. 09	100. 00%	714, 328. 62	0. 33%	212, 789, 664. 47	98, 064, 365. 93	100. 00%	466, 457. 98	0. 48%	97, 597, 907. 95
-------------------	----------	--------------	--------	-------------------	------------------	----------	--------------	--------	------------------



1	11, 347, 479. 13	5. 31%	714, 328. 62	6. 30%	10, 633, 150. 51	756, 696. 75	0. 77%	466, 457. 98	61. 64%	290, 238. 77
---	------------------	--------	--------------	--------	------------------	--------------	--------	--------------	---------	--------------

--	--

--	--	--	--	--	--

5

	125,792,061.67			58.92%	
	36,477,108.32			17.08%	
	26,038,185.78			12.20%	
	13,105,352.23			6.14%	
	7,099,029.99			3.33%	354,951.50
	208,511,737.99			97.67%	354,951.50

2

	0.00	390,000,000.00
	912,616,647.13	361,367,402.61
	912,616,647.13	751,367,402.61

1

1

--	--	--

2

--	--	--	--	--

3

4

--	--	--	--	--

5

--	--

--	--	--	--	--	--

2

1

()		
		390,000,000.00
	0.00	390,000,000.00

2

1

()				
-----	--	--	--	--

3

4

--	--	--	--

--	--	--	--	--	--	--



	912,739,141.76	100.00%	122,494.63	0.01%	912,616,647.13	362,336,472.99	100.00%	969,070.38	0.27%	361,367,402.61
1	268,692.52	0.03%	122,494.63	45.59%	146,197.89	1,236,539.28	0.34%	969,070.38	78.37%	267,468.90
2	912,470,449.24	99.97%			912,470,449.24	361,099,933.71	99.66%			361,099,933.71
	912,739,141.76	100.00%	122,494.63	0.01%	912,616,647.13	362,336,472.99	100.00%	969,070.38	0.27%	361,367,402.61

122,494.63

1	153,892.52	7,694.63	5.00%
3	114,800.00	114,800.00	100.00%
	268,692.52	122,494.63	

	12	()	()
2025 1 1			

4

	969,070.38	846,575.75	122,494.63
	969,070.38	846,575.75	122,494.63

--	--	--	--	--

5

) (E) O L • X O E v , , , , u q - b , • @

--	--

--	--	--	--	--	--

6

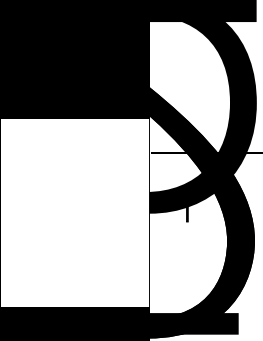
		466,793,084.53	1 3		51.14%
		260,887,364.71	1		28.58%
		76,300,000.00	1 3 1-2		8.36%
		50,000,000.00	1		5.48%
		29,990,000.00	1		3.29%
		883,970,449.24			96.85%

7

3

1,712,978.76	423,761,441.	1,289,217,32	2,167,351,00	414,618,837.	1,752,732,17	
5.00	73	3.27	8.31	90	0.41	
121,927,948.	80,890,369.5	41,037,578.7				
31	9	2				

81 10,903,500



	7, 339. 05						7, 339. 05	
XGD Europe S. A.			29, 363. 74				29, 363. 74	
			33, 000, 00 0. 00				33, 000, 00 0. 00	
			20, 820, 28 2. 16				20, 820, 28 2. 16	
			323, 001. 7 0				323, 001. 7 0	
	1, 752, 732 , 170. 41	414, 618, 8 37. 90	589, 190, 0 48. 28	1, 043, 562 , 291. 59	9, 142, 603 . 83		1, 289, 217 , 323. 27	423, 761, 4 41. 73

2

	39, 09 5, 346 . 83	80, 89 0, 369 . 59			5, 092 , 231. 89			3, 150 , 000. 00		41, 03 7, 578 . 72	80, 89 0, 369 . 59
	39, 09 5, 346 . 83	80, 89 0, 369 . 59			5, 092 , 231. 89			3, 150 , 000. 00		41, 03 7, 578 . 72	80, 89 0, 369 . 59
	39, 09 5, 346 . 83	80, 89 0, 369 . 59			5, 092 , 231. 89			3, 150 , 000. 00		41, 03 7, 578 . 72	80, 89 0, 369 . 59

3

4

	241, 753, 243. 23		78, 782, 329. 64	
	938, 865. 27	347, 286. 60	2, 203, 776. 66	347, 286. 60
	242, 692, 108. 50	347, 286. 60	80, 986, 106. 30	347, 286. 60

--	--	--	--	--	--	--

0.00

--	--	--

5

	48, 000, 000. 00	490, 000, 000. 00
	5, 092, 231. 89	3, 335, 883. 22
	9, 444. 90	
	19, 086, 172. 44	4, 306, 096. 55
	808, 384. 93	
	72, 996, 234. 16	497, 641, 979. 77

6

1

--	--	--

